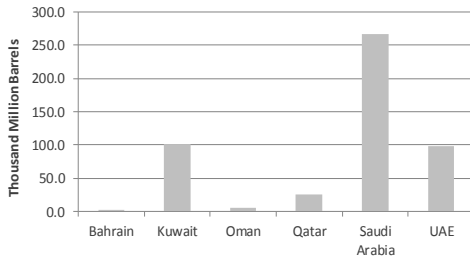


GCC FACTS & FIGURES

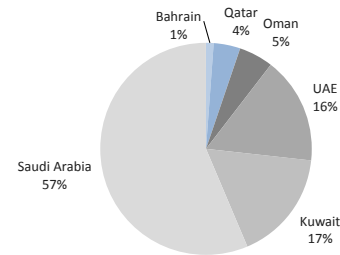
	Population (in Millions)	GDP Per Capita (US\$)
Bahrain	1.3	25,984
Kuwait	3.5	50,164*
Oman	3.9	20,047*
Qatar	2.3	92,094
Saudi Arabia	29.4	25,594
United Arab Emirates	9.5	42,048

*2013 data

OIL

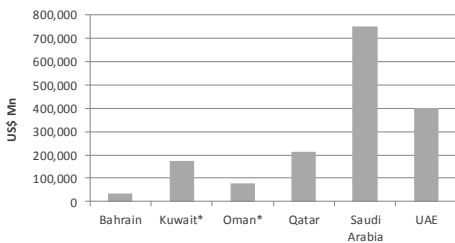


Oil Reserves (2014)



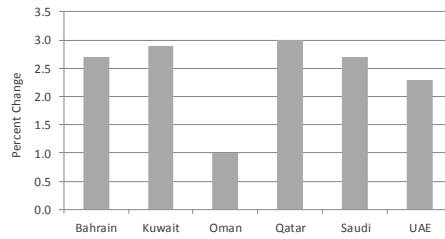
Total GCC Oil Production: 17.2 Million barrels per day (2014)

OUTPUT & PRICES

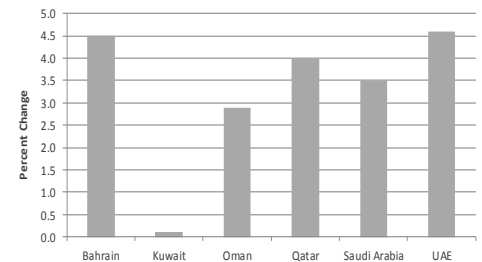


Nominal GDP (2014)

*2013 data

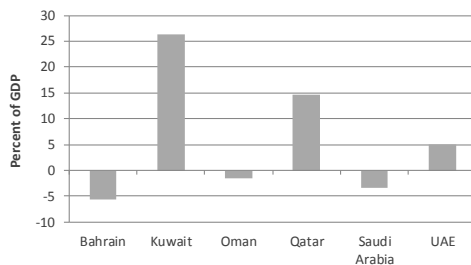


Consumer Price Inflation (2014)

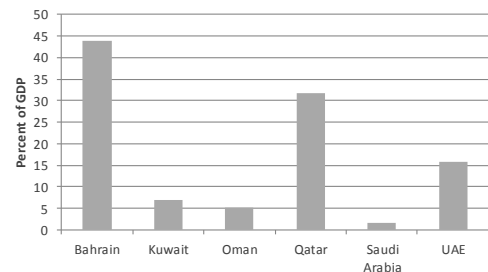


Real GDP Growth (2014)

PUBLIC FINANCE

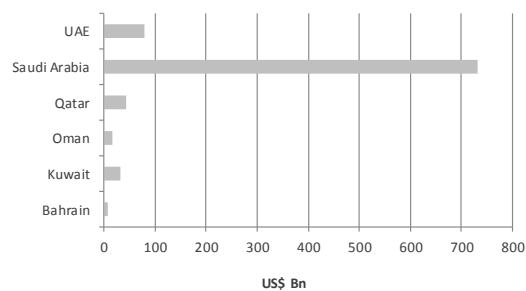


General Government Fiscal Balance (including grants) (2014)



Total Government Gross Debt (2014)

INTERNATIONAL RESERVES (excluding gold) (2014)



EXTERNAL SECTOR (2014)

